

**KHSAA TITLE IX
ANNUAL REPORT SUBMISSION
STATUS REPORT
2007-2008**

KHSAA
Form T65
Revised 3/08

TO: KHSAA Member School Superintendents, Principals, and Athletic Directors

FROM: Brigid L. DeVries, Commissioner
Larry Boucher, Assistant Commissioner

DATE: May 1, 2008

School	Grant County High School	Reviewed by	Martha Mullins
--------	--------------------------	-------------	----------------

The following is a status report regarding the required 2007 - 2008 Title IX Annual Report submission of forms due into the KHSAA office by April 15, 2008. Appropriate KHSAA Audit Team personnel have reviewed these forms and the following is a summary of this review.

I. Checklist of Forms properly submitted in a satisfactory manner:

<input checked="" type="checkbox"/>	GE 19 (Annual Verification)	<input checked="" type="checkbox"/>	T-35 (Budget Expenses)
<input checked="" type="checkbox"/>	T-1 (Summary Program Chart 1)	<input checked="" type="checkbox"/>	T-36 (Budget Expenses)
<input checked="" type="checkbox"/>	T-2 (Summary Program Chart 2)		T-41 (Checklist – Overall Interscholastic Program)
<input checked="" type="checkbox"/>	T-3 (Summary Program Chart 3)	<input checked="" type="checkbox"/>	T-60 (Corrective Action Plan)
<input checked="" type="checkbox"/>	T-4 (Summary Program Chart 4)	<input checked="" type="checkbox"/>	T-63 (Interscholastic Survey Results)

II. Status

A.		2007 – 2008 Forms are satisfactory and no further information or action is necessary at this time.
B.		Errors have been noted with respect to the following forms: T-41: a corrected form is attached for placement in the school's permanent Title IX file.
C.		The following forms were omitted and must be submitted by school representatives
D.	N O N E	According to the 2007-2008 data, the school appears to be meeting the standards established in: <input type="checkbox"/> Test 1 (Athletic participation is proportionate to enrollment) <input type="checkbox"/> Test 2 (History and continuing practice of program expansion) <input type="checkbox"/> Test 3 (Full and effective accommodation of interests and abilities) The addition of girls' teams should have top priority before the addition of boys' teams is addressed.
E.	X	Other Recommendation and Comments: Please forward, by June 1, 2008 , a statement explaining why there were no travel expenditures in girls' basketball, girls' golf, boys'/girls' soccer, volleyball, or slow-pitch softball. Please note that a differential of \$100 per athlete in schools with football is an acceptable KHSAA guideline. Grant County has a pattern of exceeding that figure for males. It is recommended that this be addressed at the first Gender Equity Review Committee meeting in the fall of the 2008-2009 school year.

Handwritten notes:
Martha Mullins
5/1/08
3:10 PM

2007-2008 KHSAA TITLE IX ATHLETICS AUDIT

KHSAA
Form T41
Rev. 12/07

Checklist - Overall Interscholastic Athletics Program

DIRECTIONS:

For the Areas of Compliance (Opportunities and Benefits) listed on the left hand side of the page, place a checkmark under the appropriate column identifying whether your school provided an advantage to the Girls' Program, or to the Boys' Program or to Neither Program. A review of T-35 and T-36 spending patterns might be helpful in completing this form.

Areas of Compliance:	ADVANTAGE TO:		
	GIRLS' PROGRAM	BOYS' PROGRAM	NEITHER PROGRAM
OPPORTUNITIES			
Accommodation of Interest and Abilities		X	X
BENEFITS			
Equipment and Supplies			X
Scheduling of Games and Practice Time			X
Travel and Per Diem Allowances			X
Coaching			X
Locker Rooms, Practice and Competitive Facilities			X
Medical and Training Facilities and Services			X
Publicity			X
Support Services			X
Athletic Scholarships			X
Tutoring			X
Housing and Dining Facilities and Services			X
Recruitment of Student Athletes			X

If an advantage is shown, corrective action should be shown on T-60 (Corrective Action Plan).

Principal's Signature: _____ **Date:** _____



KENTUCKY HIGH SCHOOL ATHLETIC ASSOCIATION
2007-2008 ANNUAL VERIFICATION OF TITLE IX PROCEDURES
 (To be submitted by April 15, 2008 along with other required forms)

KHSAA Form GE19
Rev. 12/07

The Grant County High School, Dry Ridge, Kentucky
 (Name of High School) (City)

certifies to the Kentucky High School Athletic Association that the following is an accurate and true representation of the facts surrounding compliance with 20 U.S.C. Sections 1681-1688, et. Seq. (also known as Title IX)

I certify the following provisions in accordance with records at the school contained in the permanent Title IX file, at least one copy of which must be maintained in the Principal's office, and to the best of my knowledge have completed the following tasks.

Established a gender equity committee at the high school. (list committee personnel and provide attachment if necessary)

Name	Address	Phone	Title
			(Supt., Principal, Student, Parent, Coach, Etc.)

SEE ATTACHMENT

Scheduled a minimum of three meetings during the 2007-2008 school year on the following dates:

10- 24 - 2007
1 - 23 - 2008
4 - 7 - 2008

Designated the following person(s) as the Title IX coordinator for the school:

Name	Title	Address	Phone
SCOTT SHIPP	ATHLETIC DIRECTOR	715 WARSAW ROAD	859-824-9739

Designated the following person(s) as the Title IX coordinator for the district:

Name	Title	Address	Phone
PHYLLIS CASE	District Title IX	820 Arnie Risen Blvd	859-824-3323

School personnel are continuing to make periodic reviews of the boys' and girls' athletics program reflected in the Corrective Action Plan.

In addition to the above information, the above referenced school maintains a complete permanent file relative to Title IX records including copies of the self-assessment audit, all corrective action plans, and other related materials.

Mark Joe Lavelle
Principal's Signature

Apr. 9 2008
Date

Michael J. Herbert
Superintendent Signature

Lacey J. Goe
School Board Chairpersons' Signature

(Send original copy to KHSAA - Maintain duplicate in Title IX school folder)

GRANT COUNTY HIGH SCHOOL GENDER EQUITY COMMITTEE
2007-2008

MONTY JOE LOVELL
PRINCIPAL - G.C.H.S.
715 WARSAW ROAD
DRY RIDGE, KY. 41035
859-824-9739

MARLIN GREGG
ASST. PRINCIPAL – GIRLS FAST PITCH COACH
715 WARSAW ROAD
DRY RIDGE, KY. 41035

SCOTT SHIPP
J. A. G. -G.C.H.S.
ATHLETIC DIRECTOR-G.C.H.S.
715 WARSAW ROAD
DRY RIDGE, KY. 41035
859-824-9739

PHYLLIS CASE
DISTRICT DIRECTOR OF SPECIAL INSTRUCTIONAL SERVICES
DISTRICT TITLE IX CORDINATOR-GRANT COUNTY BOARD OF EDUCATION
820 ARNIE RISEN BLVD.
WILLIAMSTOWN, KY. 41097
859-824-3323

KEN GRAY
DEPUTY SUPERINTENDENT-GRANT COUNTY BOARD OF EDUCATION
820 ARNIE RISEN BLVD.
WILLIAMSTOWN, KY. 41097
859-824-3323

DIANE REED
GRANT COUNTY BOARD OF EDUCATION BOARD MEMBER
1000 BURGESS ROAD
WILLIAMSTOWN, KY. 41097
859-630-0404

LANCE ROBINSON
TEACHER/BOYS GOLF COACH
715 WARSAW ROAD
DRY RIDGE, KY. 41035
859-824-9739

LISA McINTOSH
PARENT
715 WARSAW ROAD
DRY RIDGE, KY. 41035
859-824-9739

SALENA McINTOSH
STUDENT/G.C.H.S.
715 WARSAW ROAD
DRY RIDGE, KY. 41035

JON CAIN
STUDENT/G.C.H.S.
715 WARSAW ROAD
DRY RIDGE, KY. 41035

**GRANT COUNTY HIGH SCHOOL
GENER EQUITY COMMITTEE
AGENDA
OCTOBER 24, 2007**

1. Call to order / welcome
2. Review of minutes from April 9, 2007
3. Next meeting date
4. Purpose of the Gender Equity Committee
5. All sports offered to Female & Male Athletes
 - A. Loss of varsity girls slow pitch
 - B. Added freshman fast pitch softball (full schedule)
 - C. Added freshman girls volleyball
 - D. Added boys baseball freshman (full schedule)
 - E. Would like to see junior varsity girls & boys golf added for future
6. Grant County High School Coaches
 - A. Three new coaches added for 2007-2008 Volleyball, Fast Pitch, Baseball
 - B. One open position at this time. 19 boys coaches, 14 girls coaches, 2 cheer coaches, 1 dance coach
 - C. Cheer coaches dropped to 2 positions
7. All booster clubs contributed to B. J. Toll Scholarship for 2007
 - A. Dry Ridge Toyota is in the process of setting up a scholarship for cross country 1 female and 1 male
8. 2006-2007 GCHS Athletics
 - 14 Varsity Teams
 - 8 Junior Varsity Teams
 - 6 Freshman Teams
 - 313 Student Athletes participating
 - 499 Athletic contest help – 222 home games – 277 away games
 - 12 Hosted tournaments or meets held at Grant County High School
 - 33 Coaches on staff
 - 11 Booster Clubs
9. Adjournment

Chick?

**TITLE IX GENDER EQUITY COMMITTEE MINUTES
JANUARY 23, 2008**

1. Members present: Lance Robinson, Marlin Gregg, Diane Reed, Salena McIntosh, Lisa McIntosh, Phyllis Case, Scott Shipp
2. Review of minutes from October 24, 2007
3. Scott Shipp gave an update on the B. J. Toll Scholarship. Letters will be mailed in March to all Booster Clubs for 2008 contributions to scholarship.
4. Scott Shipp informed committee that Title IX Student Survey will be given to 8-11th graders in February. Lance Robinson will explore options on the best way to administer to high school students.
5. Scott Shipp reviewed the Corrective Action Plan for 2006-2007 and asks for recommendations to the 2007-2008 Corrective Action Plan.
6. Scott Shipp shared with committee the KHSAA Title IX Compliance "Tip Sheet" to be reviewed and discussed at the next meeting.
7. Scott Shipp informed the committee the 2007-2008 Title IX report will be reviewed and approved at the next meeting.
8. Adjournment

TITLE IX GENDER EQUITY COMMITTEE MINUTES

April 7, 2008

1. Members present: Diane Reed, Lance Robinson, Lisa McIntosh, Salena McIntosh, Ken Gray, Monty Joe Lovell, Scott Shipp
2. Review of minutes from January 23, 2008.
3. Scott Shipp gave an updated report on the B J Toll Scholarship. At this time 7 booster clubs have contributed.
4. Scott Shipp asked that the Title IX Compliance "Tip Sheet" be tabled for discussion at the next committee meeting. All members agreed.
5. Scott Shipp presented the 2007-2008 Title IX report to the committee with much discussion it was approved to send on to site base committee.
6. Adjournment

2007-2008
ACCOMMODATION OF INTERESTS AND ABILITIES
SUMMARY PROGRAM CHART 1

KHSAA
Form T1
Rev.12/07

Participation Opportunities Test One

		(Column 1)	(Column 2)	(Column 3)	(Column 4)
	Program	Enrollment	Percentage of Total Enrollment	Number of Interscholastic Participants (double and triple count)	Percentage of Total Participation
Row 1	GIRLS	581	53%	194	43%
Row 2	BOYS	512	47%	252	57%
Row 3	Totals	1093	100%	446	100%

Instructions:

*Number of 8th grade students & below used in Column 3 and Column 4 calculations if applicable: 47

- 1) Determine the total number of girls enrolled, (place in Row 1, Column 1). Determine the total number of boys enrolled, (place in Row 2, Column 1).
- 2) Add the total number of girls and boys enrolled to determine total enrollment, (place in Row 3, Column 1).
- 3) Calculate the percentage of total enrollment that is female. (Divide Row 1, Column 1 by Row 3, Column 1 and place in Row 1, Column 2.) Calculate the percentage of total enrollment that is male. (Divide Row 2, Column 1 by Row 3, Column 1 and place in Row 2, Column 2.) Note: Row 1, Column 2 plus Row 2, Column 2 should total 100%.
- 4) Ask the head coaches to review the most updated eligibility or squad lists for their teams. Ask coaches to confirm the names of those individuals who are on the team as of the first date of regular season competition, and cross out the names of those who were cut from the team or quit the team prior to the first regular season competitive event. Determine the total number of interscholastic athletics participants that are girls, (and place in Row 1, Column 3). In order to determine the total number of athletics participants, an individual should be counted each time he or she participates on a team. For example, if Jane Doe competes on the varsity volleyball team, the junior varsity volleyball team, the junior varsity basketball team, and the varsity softball team, she should be counted as four participants (do not include club or intramural sports participants, cheerleaders, dance teams, or pom squads). Calculate the same way for boys and girls. * In addition, should 8th grade students and below play on a Freshman, Junior Varsity, or Varsity team, they should also be counted for each team and sport on which they participate. If applicable, please asterisk the above notation as to how many 8th grade students & below are included in the totals.
Using the same procedure, determine the total number of interscholastic athletic participants that are boys, (and place in Row 2, Column 3). Add Row 1, Column 3 plus Row 2, Column 3 to get total participants and place in Row 3, Column 3.
- 5) Calculate the percentage of female participation. (Row 1, Column 3 divided by Row 3, Column 3 and place in Row 1, Column 4.) Calculate the percentage of male participation. (Row 2, Column 3 divided by Row 3, Column 3 and place in Row 2, Column 4.) Note: Row 1, Column 4 plus Row 2, Column 4 should total 100%.

Note: While being within three percent is not a formal compliance standard; if the percent listed in Row 1, Column 4 is within 3% of Row 1, Column 2, then it provides a good target within which compliance is likely.

Principal's Signature: [Signature] Date: 4-9-08

2007-2008
ACCOMMODATION OF INTERESTS AND ABILITIES
SUMMARY PROGRAM CHART 2

KHSAA
 Form T2
 Rev. 12/07

Participation Opportunities Test Two

		Column 1	Column 2	Column 3	Column 4	Column 5
Program		Number of Teams Currently Offered	Number of Participants	Number of Teams Added Since the beginning of the 2003-2004 School Year	Current Number of Participants for each team added Since the beginning of the 2003-2004 School Year	Percent of Total Participation By Sex Added Since the beginning of the 2003-2004 School Year
GIRLS	Row 1	varsity:	8	97	0	
	Row 2	j.v.:	5	61	0	
	Row 3	frosh:	1	36	0	
	Row 4	total:	14	194	0	0%
BOYS	Row 5	varsity:	7	119	0	
	Row 6	j.v.:	5	85	0	
	Row 7	frosh:	3	48	0	
	Row 8	total:	15	252	0	0%

- 1) For Column 1, list the number of interscholastic teams offered for girls and boys at each competitive level (varsity, junior varsity, and freshman). For girls, total each of the entries in Rows 1, 2, and 3 into Row 4. For boys, total Rows 5, 6, and 7 into Row 8.
- 2) For Column 2, list the number of participants at each level. For girls, total each of the entries in Rows 1, 2, and 3 into Row 4. For boys, total Rows 5, 6, and 7 into Row 8. **Note:** The totals in Row 4 for girls and in Row 8 for boys must be the same as the totals in Form T-1, Column 3, Rows 1 and 2 respectively.
- 3) For Column 3, list the number of interscholastic teams that have been added in the last five years at each competitive level. Count each team added during the 5 year period only one time. e.g. Girl's junior varsity soccer was added 3 years ago, count the team only once, not 3 times. For girls, total the entries in Rows 1, 2, and 3 into Row 4. For boys, total Rows 5, 6, and 7 into Row 8.
- 4) For Column 4, list the number of participants that are **currently** on each level of the teams that were added in the last five years. If a team was added previously but no longer exists, there are no current participants to be added for that team. For girls, total the entries in Rows 1, 2, and 3 into Row 4. For boys, total Rows 5, 6, and 7 into Row 8.
- 5) For Column 5, calculate the percentage of participants that have been added in the last five years. For girls, take the number in Column 4, Row 4 and divide by the number in Column 2, Row 4. For boys, take the number in Column 4, Row 8 and divide it by the number in Column 2, Row 8.

Note: If the percentage of current participants added in the last five years is 25% or greater, compliance with Test Two may be possible. If less than 25%, then compliance with Test Three should be analyzed. **CAUTION:** 25% is not a formal compliance standard.

Principal's Signature: 

Date: 4-9-08

KHSAA
Form T3
Rev. 12/07

**2007-2008
ACCOMMODATION OF INTERESTS AND ABILITIES
SUMMARY PROGRAM CHART 3**

Participation Opportunities Test Three

FOR ANY QUESTION ANSWERED "YES" IDENTIFY THE RESPECTIVE SPORT(S).

	GIRLS (Yes / No)		BOYS (Yes / No)
1. For a sport <u>not</u> currently offered in your interscholastic athletics program, is there sufficient interest to form a viable interscholastic team based on participation on an intramural team.	NO		NO
2 For a sport <u>not</u> currently offered, is there sufficient interest, based on the responses to your most recent Student Interest Survey, to form a viable interscholastic team for a sport not currently offered. If yes, what sport?	YES		YES
3. For a sport currently offered at the junior varsity or freshman level is there sufficient interest, based on your most recent Student Interest Survey, to form a varsity team not currently offered?	NO		NO
4. For a sport currently offered at the varsity level only, is there sufficient interest, based on your most recent Student Interest Survey, to form a viable team for a junior varsity or freshman team that is not currently offered?	YES		YES
5. If you answered YES to question (1), (2), (3), or (4), are there enough high schools in the geographic area offering the sport (at the appropriate level) to allow for the development of a reasonable schedule of competition?	YES		YES

Plans to Address Interest:

**#4 – Added for 2007-2008 school year Freshman – Volleyball, Fastpitch, and Baseball team
#2 – Grant County High School will hold an informational meeting to explore the student interest in swimming and tennis.**

Principal's Signature :  Date: 4-9-08

KHSAA
Form T4
Rev.12/07

2007-2008
ACCOMODATION OF INTERESTS AND ABILITIES
SUMMARY PROGRAM CHART 4

Levels of Competition Test One

		Column 1	Column 2	Column 3
Girls	Team Levels	Number of Teams Currently Offered	Number of Participants	Percentage of Participants at Each Level
Row 1	varsity:	8	97	50%
Row 2	j.v.:	5	61	31%
Row 3	frosh:	1	36	19%
Row 4	total:		194	100%
Boys				
Row 5	varsity:	7	119	47%
Row 6	j.v.:	5	85	34%
Row 7	frosh:	3	48	19%
Row 8	total:		252	100%

- 1) Column 1, list the number of interscholastic teams offered for girls and boys at each competitive level; varsity, junior varsity, and freshman. (Refer to Form T-2, Accommodation of Interests and Abilities, Summary Program Chart 2, Column 1.)
- 2) For Column 2, list the number of participants at each level. For girls, total the entries in Rows 1, 2, and 3 into Row 4. For boys, total the entries in Rows 5, 6, and 7 into Row 8. (Refer to Form T-2, Accommodation of Interests and Abilities, Summary Program Chart 2, Column 2.)
- 3) For Column 3, calculate the percentage of female and male participants at each level.
 For girls' varsity, junior varsity, and frosh, respectively:
 - Divide Column 2, Row 1 by Column 2, Row 4, and place the percentage in Column 3, Row 1
 - Divide Column 2, Row 2 by Column 2, Row 4, and place the percentage in Column 3, Row 2.
 - Divide Column 2, Row 3 by Column 2, Row 4, and place the percentage in Column 3, Row 3.
 -
 For boys' varsity, junior varsity, and frosh, respectively:
 - Divide Column 2, Row 5 by Column 2, Row 8, and place the percentage in Column 3, Row 5.
 - Divide Column 2, Row 6 by Column 2, Row 8, and place the percentage in Column 3, Row 6.
 - Divide Column 2, Row 7 by Column 2, Row 8, and place the percentage in Column 3, Row 7.

Principal's Signature: _____

Date: _____

4-9-08

**2007-2008
ACTUAL EXPENDITURES - PROGRAM COMPARISON CHART 1
TO INCLUDE BOOSTER CLUB FUNDING**

	equipment and supplies		travel		awards		coaches' salaries (to include supplemental and extended employment; dollar amount required)			facilities improvements			publications (if sport-specific)			
	Expenditures		Expenditures		Expenditures		Expenditures			Expenditures			Expenditures			
	School	Booster	School	Booster	School	Booster	School	# Coaches for all levels / # Teams for all levels	School	Booster	School	Booster	School	Booster	School	Booster
G basketball	3,187	3,683	286	250	12,686	3/3										
B basketball	1,281	5,516	475	250	12,686	3/3										
G softball fast	650	6,331	1,991	250	3,890	2/2								199		
B baseball	652	3,289	1,759	500	3,890	2/2						417		80		
G cross country	2,677	1,284	497	125	1,803	1/2										
B cross country	2,677	2,284	497	125	1,803	1/2										
G golf	461	841		125	2,421	1/1										
B golf	252	841	677	125	2,421	1/1										
G soccer	952	3,244	119	125	5,026	2/2										
B soccer	3,933	3,244	119	125	5,026	2/2										
G swimming																
B swimming																

20,092
20,494
13,311
10,587
6,787
7,787
3,348
4,346
9,466
13,447

1. Total expenditures on T-35 and T-36 on the 2007-2008 year report due by April 15, 2008, should reflect the total monies spent (rounded off to nearest dollar) for the entire school year of 2006-2007 ending June 30, 2007.
2. Booster Club Funding/Contributions must be included in the above expenditures total. (Note: It is illegal for coaches to be paid by Booster Clubs - Reference KHSAA Bylaw 27)

Principal's Signature: _____ Date: _____

KHSAA
Form T-36
REV.12/07

2007-2008
ACTUAL EXPENDITURES - PROGRAM COMPARISON CHART 1
TO INCLUDE BOOSTER CLUB FUNDING

	equipment and supplies		travel		awards		coaches' salaries (to include supplemental and extended employment; dollar amount required)		facilities improvements		publications (if sport-specific)	
	Expenditures		Expenditures		Expenditures		Expenditures		Expenditures		Expenditures	
	School	Booster	School	Booster	School	Booster	School	Booster	School	Booster	School	Booster
G basketball	3,187	3,683			286	250	12,686					
B basketball	1,281	5,516	475		286	250	12,686					
G softball fast	650	6,331		1,991		250	3,890					199
B baseball	652	3,289		1,759		500	3,890		417			80
G cross country	2,677	1,284	497	272	129	125	1,803					
B cross country	2,677	2,284	497	272	129	125	1,803					
G golf	461	841				125	2,421					
B golf	252	841	677			125	2,421					
G soccer	952	3,244			119	125	5,026					
B soccer	3,933	3,244			119	125	5,026					
G swimming												
B swimming												

1. Total expenditures on T-35 and T-36 on the 2007-2008 year report due by April 15, 2008, should reflect the total monies spent (rounded off to nearest dollar) for the entire school year of 2006-2007 ending June 30, 2007.
2. Booster Club Funding/Contributions must be included in the above expenditures total. (Note: It is illegal for coaches to be paid by Booster Clubs - Reference KHSAA Bylaw 27)

[Handwritten Signature]

Date: 4-9-08

Principal's Signature:

**2007-2008
ACTUAL EXPENDITURES - PROGRAM COMPARISON CHART 2
TO INCLUDE BOOSTER CLUB FUNDING**

	equipment and supplies		travel		awards		coaches' salaries (to include supplemental and extended employment; dollar amount required)		facilities improvements		publications (if sport-specific)	
	Expenditures		Expenditures		Expenditures		Expenditures		Expenditures		Expenditures	
	School	Booster	School	Booster	School	Booster	School	Booster	School	Booster	School	Booster
G track	370	4,959	47.50			125	1,803	1/1				
B track	370	4,959	47.50			125	1,803	1/1				
G tennis												
B tennis												
G volleyball	60	3,202		87	250		4,908	2/2				
B wrestling												
G slow pitch	565			39			3,890	2/1				
B football	9,619	37,759		302	750		19,507	8/3		2,605		
G (list sport)												
B (list sport)												

7,303
7,305
8,507
4,494
79,946

1. Total expenditures on T-35 and T-36 on the 2007-2008 year report due by April 15, 2008, should reflect the total monies spent (rounded off to nearest dollar) for the entire school year of 2006-2007 ending June 30, 2007.

2. Booster Club Funding/Contributions must be included in the above expenditures totals. Indicate percentage of total expenditures for each gender: (If disparities are obvious, list on your Corrective Action Plan (T-60) what action you will take to correct the problem).

#	2006-07	Gender	Ratio	Expenditures	2006-07	Expenditures	Ratio	Percentage
	237	Boys	57.7%	\$ 141,881	598	231	56%	66%
	201	Girls	43.7%	\$ 73,809	367	183	38%	34%
		Total:		\$ 215,690				100%

Principal's Signature: _____

Date: _____


**2007-2008
ACTUAL EXPENDITURES - PROGRAM COMPARISON CHART 2
TO INCLUDE BOOSTER CLUB FUNDING**

	equipment and supplies		travel		awards		coaches' salaries (to include supplemental and extended employment; dollar amount required)		facilities improvements		publications (if sport-specific)	
	Expenditures		Expenditures		Expenditures		Expenditures		Expenditures		Expenditures	
	School	Booster	School	Booster	School	Booster	School	Booster	School	Booster	School	Booster
G track	370	4,959	47.50			125	1,803	1/1				
B track	370	4,959	47.50			125	1,803	1/1				
G tennis												
B tennis												
G volleyball	60	3,202		87	250		4,908	2/2				
B wrestling												
G slow pitch	565			39			3,890	2/1				
B football	9,519	37,759		9,404	750		19,507	8/3		2,605		
G (list sport)												
B (list sport)												

1. Total expenditures on T-35 and T-36 on the 2007-2008 year report due by April 15, 2008, should reflect the total monies spent (rounded off to nearest dollar) for the entire school year of 2006-2007 ending June 30, 2007.

2. Booster Club Funding/Contributions must be included in the above expenditures totals. Indicate percentage of total expenditures for each gender: (if disparities are obvious, list on your Corrective Action Plan (T-50) what action you will take to correct the problem).

Gender	Expenditures	Percentage
Boys	\$ 141,881	66%
Girls	\$ 73,809	34%
Total:	\$ 215,690	100%

Principal's Signature:  Date: 4-9-08

2007-2008 KHSAA TITLE IX ATHLETICS AUDIT
Checklist - Overall Interscholastic Athletics Program

KHSAA
Form T41
Rev. 12/07

DIRECTIONS:

For the Areas of Compliance (Opportunities and Benefits) listed on the left hand side of the page, place a checkmark under the appropriate column identifying whether your school provided an advantage to the Girls' Program, or to the Boys' Program or to Neither Program. A review of T-35 and T-36 spending patterns might be helpful in completing this form.

Areas of Compliance:	ADVANTAGE TO:		
	GIRLS' PROGRAM	BOYS' PROGRAM	NEITHER PROGRAM
OPPORTUNITIES			
Accommodation of Interest and Abilities		X	X
BENEFITS			
Equipment and Supplies			X
Scheduling of Games and Practice Time			X
Travel and Per Diem Allowances			X
Coaching			X
Locker Rooms, Practice and Competitive Facilities			X
Medical and Training Facilities and Services			X
Publicity			X
Support Services			X
Athletic Scholarships			X
Tutoring			X
Housing and Dining Facilities and Services			X
Recruitment of Student Athletes			X

If an advantage is shown, corrective action should be shown on T-60 (Corrective Action Plan).

Principal's Signature: *[Signature]* Date: 4-9-08

SCHOOL NAME _____

Grant County _____

2007-2008
TITLE IX

CORRECTIVE ACTION PLAN

KHSAA
Form 160
Rev. 12/07

DIRECTIONS:

1. For Column 1, indicate the intended area (Opportunities or Benefits) which needs corrective action in order to achieve gender equity. For Column 2, write the suggested change or activities that will correct the area in need of alteration. For Column 3, include the estimated completion date for the changes or activities.
2. It is possible to attain compliance with Title IX and no longer need "corrective" action. However, the KHSAA strongly encourages compliant schools to identify items for improvement (Column 1), activities to accomplish the improvement (Column 2) and a timetable for completion (Column 3) that will strengthen the athletic program.
3. You may copy this form as needed. Please attach corrective action plans along with audit forms and submit by April 15, 2008.

COLUMN 1 ITEM FOR CORRECTION/ IMPROVEMENT	COLUMN 2 SUGGESTED CHANGE/ ACTIVITIES	COLUMN 3 TIME TABLE FOR CORRECTIVE ACTION/ AND OR COMPLETION DATE
Publicity for all Teams	Fall, Winter, Spring season have combined sports schedules printed and given to the community.	2007-2008 school year to start
Adding Teams	Added Freshman - Girls Volleyball, Fast Pitch softball, and Boys Baseball teams.	2007-2008 school year to start
Adding Teams	Will add JV girls and boys golf team. No additional coach to be added at this time.	2008-2009 school year to start

4-9-08

Principal's Signature: *[Signature]* Date: _____



2007-2008 INTERSCHOLASTIC
ATHLETICS SURVEY
Summary of Student Responses

KHSAA
Form T63
Rev.12/07

School Name: GRANT COUNTY

Enrollment
(9-12 Grade): 1093

Number of 9-11 Grade Students Surveyed: 713

Number of 8th Grade Students Surveyed: 260

3/28/2008

Date: SCOTT SHIPP – ATHLETIC DIRECTOR

Completed By: _____

Instructions:

1. Summarize the Student Athletics Interest Surveys Form T-61 by listing the total number of responses on the line next to each sport.
2. Under the Other Category please provide a listing of the sports as well as the number of students who are interested in participating.
3. Please sign and date this Summary Form (T-63) and mail this Summary Form only to the KHSAA by April 15, 2008. Do not mail the student surveys (Form T-61). However, these Forms should be maintained in your files in the event they are requested subsequently.

8370
1177 Number of Surveys
973 Total Returned (*A minimum of 80% return is expected*)
8 - 11 Grades Surveyed (*Should be grades 9-11 and 8th grade if school has a feeder system*)

How Was The Survey Administered? ENGLISH CLASS
(e.g. was it given in all English classes, or all home rooms, or advisee/advisor?)

KHSAA Sanctioned Fall Sports (*List Total Number of Participation Responses*)

31 Cross Country (Girls)
27 Cross Country (Boys)
140 Football (Boys)
14 Golf (Girls)
24 Golf (Boys)
77 Soccer (Girls)
34 Soccer (Boys)
146 Volleyball (Girls)

Winter Sport (*List Total Number of Participation Responses*)

Form T-63
Rev. 12/07

60	Basketball (Girls)
90	Basketball (Boys)
50	Indoor Track (Girls)
22	Indoor Track (Boys)
118	Swimming & Diving (Girls)
50	Swimming & Diving (Boys)
90	Wrestling (Boys)

Spring Sport (*List Total Number of Participation Responses*)

79	Baseball (Boys)
80	Fast Pitch Softball (Girls)
69	Tennis (Girls)
39	Tennis (Boys)
57	Track (Girls)
40	Track (Boys)

Non-KHSAA Championship Sports (*From Student Survey T-61 Question 10*)

131	Archery
35	Field Hockey
176	Bowling
23	Gymnastics (Boys)
105	Gymnastics (Girls)
72	Ice Hockey
61	Lacrosse (Boys)
60	Lacrosse (Girls)
115	Rifle
81	Rodeo
51	Slow Pitch Softball
42	Volleyball (Boys)
	Water Polo
81	Weightlifting

Number of Students who participate in Intramural Sports

(*From Student Survey T-61 Question 5*)

<u>Sport</u>	<u>Number</u>
BASKETBALL	14
BASEBALL	10
SOCCER	10
FAST PITCH	7
TRACK	7
SLOW PITCH	4

List Intramural Sports students are interested in adding:
(From Student Survey T-61 Question 6)

Form T-63

Rev. 12/07

<u>Sport</u>	<u>Number</u>
BASKETBALL	20
VOLLEYBALL	19
SWIMMING	13
TENNIS	12
SOCCER	11

Participation in Non-School Sports Activities
(From Student Survey T-61 Question 7)

<u>Sport</u>	<u>Number</u>
SOCCER	18
BASKETBALL	17
TENNIS	9
FAST PITCH	8
BOWLING	4

Reasons for not participating in interscholastic athletics
(From Survey Question 8)

68	I prefer other activities such as band, chorus, etc.
81	I don't have time
40	The practice schedules and game times are inconvenient
67	The sport I like isn't offered
46	It's too expensive
17	I prefer to participate in club or intramural sports
70	Working
	Other:
	ROTC - 4

Student Suggestions to encourage participation

NEED TRANSPORTATION

TAKE AWAY GRADE POLICY

DO NOT HAVE TRYOUTS

TO MANY PRACTICES

Principal's Signature

Date

4-9-08

GRANT COUNTY HIGH SCHOOL
SCOTT SHIPP - AD
715 WARSAW ROAD
DRY RIDGE, KY. 41035

facsimile transmittal

To: MARTHA MULLINS Fax: 859-293-5999
From: SCOTT SHIPP - AD Date: 5/2/2008
Re: TITLE IX SIGNATURES Pages: 11 + COVER
CC:

- Urgent For Review Please Comment Please Reply Please Recycle

Grant County High School

715 Warsaw Road
Dry Ridge, Kentucky 41035
(859) 824-9739
Fax (859) 824-9756

Tracey Lamb
Principal
Rebecca Parker
Secretary

Claudette Herald
Assistant Principal
Linda Moore
Secretary

Marlin Gregg
Assistant Principal
Cymantha Colson
Attendance Secretary

Mary Beth Hall
Guidance Counselor
Theresa Herald
Guidance Counselor
Jodi Mulligan
Guidance Counselor
Amy Caudill
Guidance Counselor

Kim Graves
Financial Director

To: KHSAA
From: Scott Shipp – A.D. Grant County High School
Re: 2007-2008 Title IX Travel Expenses
Date: 5-14-2008

For 2007-2008 there was no travel expenses in girls' basketball, girls' golf, boys'/girls' soccer, volleyball, and slow pitch softball due to the fact there were no overnight trips taken for away tournaments or none of these teams reached the state tournament that would require an overnight stay.


Respectfully,



Scott Shipp
Grant County High School
Athletic Director

Cc: Mr. Michael Hibbett – Superintendent
Mr. Monty Joe Lovell - Principal

*Discussed
5/21
by phone
the need to
refund all travel
expenses
will reimburse
by 5/25
—
m*



Grant County High School

715 Warsaw Road
Dry Ridge, Kentucky 41035
(859) 824-9739
Fax (859) 824-9756

Tracey Lamb
Principal
Rebecca Parker
Secretary

Claudette Herald
Assistant Principal
Linda Moore
Secretary

Marlin Gregg
Assistant Principal
Cymantha Colson
Attendance Secretary

Mary Beth Hall
Guidance Counselor
Theresa Herald
Guidance Counselor
Jodi Mulligan
Guidance Counselor
Amy Caudill
Guidance Counselor

Kim Graves
Financial Director

To: Martha Mullins – KHSAA
From: Scott Shipp – G.C.H.S. Athletic Director
Re: T 35 and T 36 corrected forms
Date: 5-30-2008

Enclosed is a copy of Grant County High School Title IX T35 and T36 forms. These corrected documents are to add travel amounts for all sports teams that were absorbed by the Grant County Board of Education. The enclosed forms will be added to Grant County High School Title IX permanent file.

Sincerely,



Scott Shipp
Grant County High School
Athletic Director




**2007-2008
ACTUAL EXPENDITURES - PROGRAM COMPARISON CHART 1
TO INCLUDE BOOSTER CLUB FUNDING**

	equipment and supplies		travel		awards		coaches' salaries (to include supplemental and extended employment; dollar amount required)		facilities improvements		publications (if sport-specific)	
	Expenditures		Expenditures		Expenditures		Expenditures		Expenditures		Expenditures	
	School	Booster	School	Booster	School	Booster	School	Booster	School	Booster	School	Booster
G basketball	3,187	3,683	8,383		286	250	12,686					
B basketball	1,281	5,516	6,990	475	286	250	12,686					
G softball fast	650	6,331	5,700	1,991		250	3,890					199
B baseball	652	3,289	3,582	1,759		500	3,890			417		80
G cross country	2,677	1,284	2,471	272	129	125	1,803					
B cross country	2,677	2,284	2,471	272	129	125	1,803					
G golf	461	841	1,244			125	2,421					
B golf	252	841	1,968			125	2,421					
G soccer	952	3,244	3,388		119	125	5,026					
B soccer	3,933	3,244	1,569		119	125	5,026					
G swimming												
B swimming												

28,425
27,484
19,011
14,169
12,854
19,016
5,092
5,161

1. Total expenditures on T-35 and T-36 on the 2007-2008 year report due by April 15, 2008, should reflect the total monies spent (rounded off to nearest dollar) for the entire school year of 2006-2007 ending June 30, 2007.
2. Booster Club Funding/Contributions must be included in the above expenditures total. (Note: It is illegal for coaches to be paid by Booster Clubs - Reference KHSAA Bylaw 27)

Principal's Signature:  Date: 5/29/08

Date: Fri, 06 Jun 2008 12:56:12 -0400
From: TITLE9 (Title 9 Audit)
To: scott.shipp@grant.kyschools.us
Reply-to: title9@khsaa.org
Subject: Title IX Annual Report, Resubmission--Martha Mullins

Mr. Shipp, thank you for resubmitting the requested information on TRAVEL for your 2007-2008 annual report. No further action is necessary on your part.

Scott, the expenditures per athlete exceed the guideline the KHSAA has of \$100 more per male athlete than female for schools that have football programs. Looking at Grant County High School's figures, I calculate a differential of \$241.00. That certainly bears watching the the future now that you are aware what is to be reported under TRAVEL on Forms T-35/36. Be sure and make this topic a part of the next Gender Equity Review Committee meeting agenda. Analysis could result in the differential being gender-nuetral, and I recommend the Committee consider studying expenditures for answers.

My best wishes for the summer!

Martha Mullins
Title IX Auditor